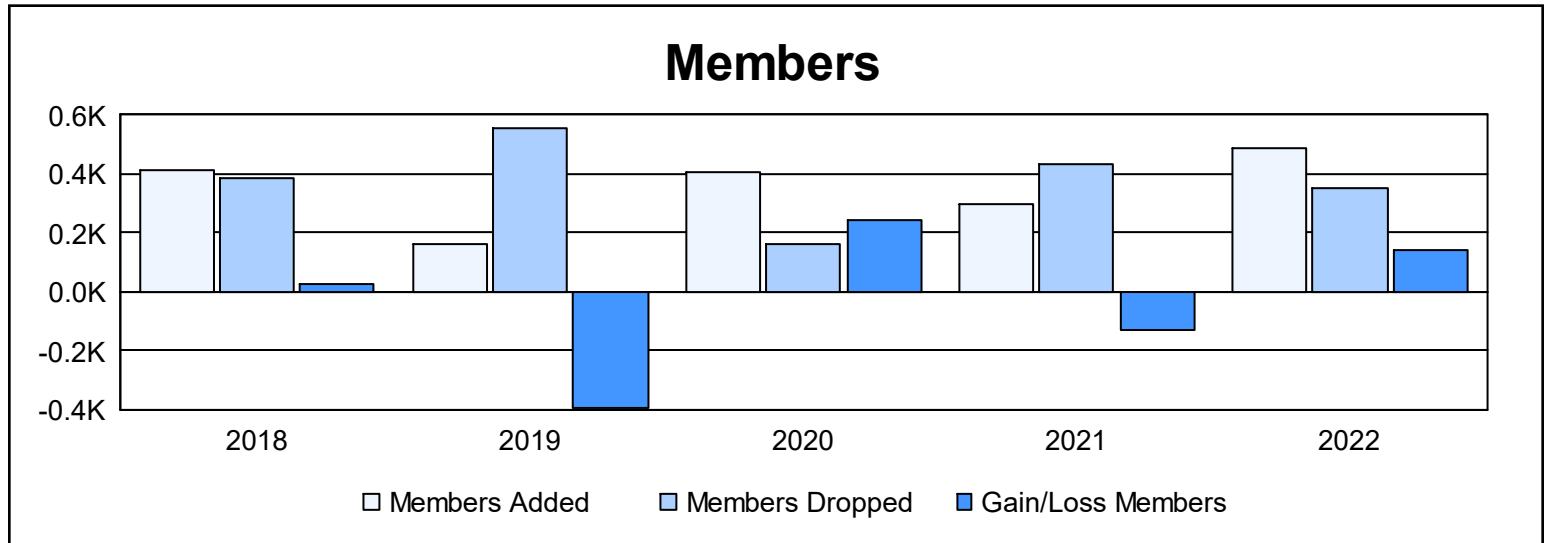
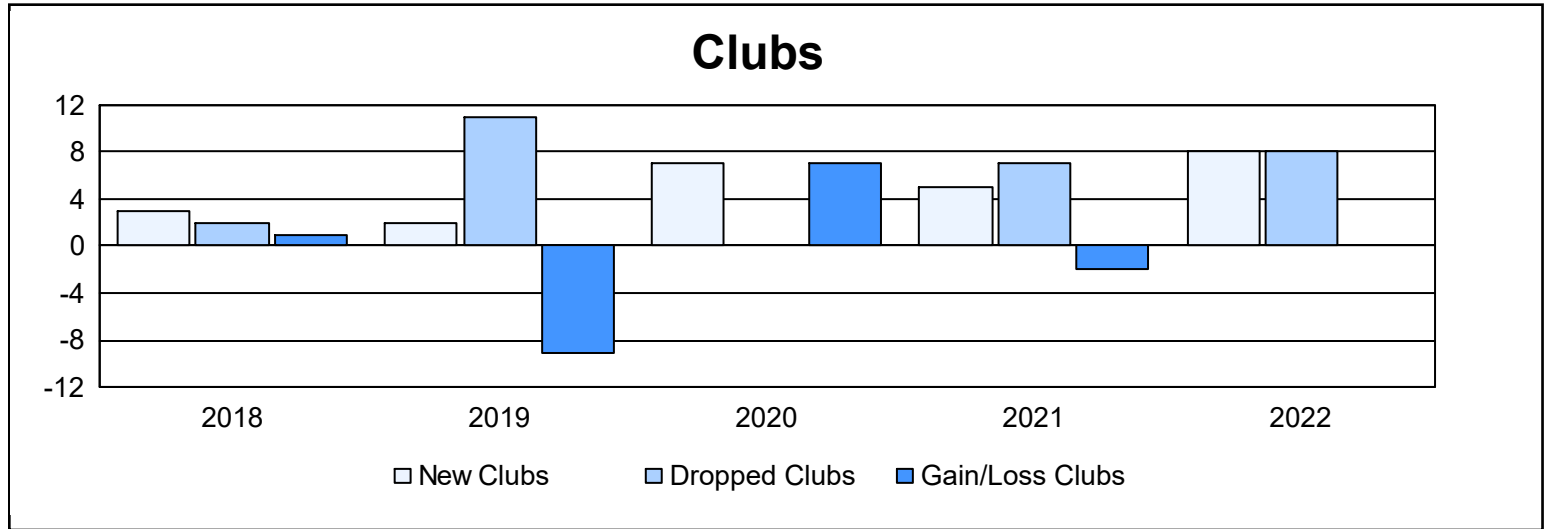
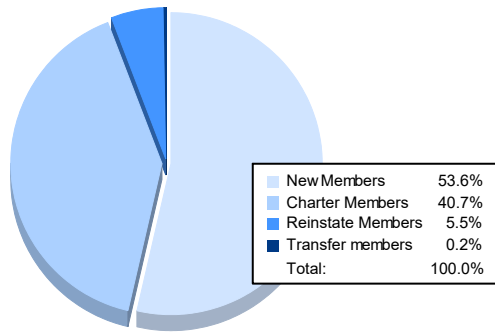


Year	New Clubs	Dropped Clubs	Gain/ Loss Clubs	New Members	Charter Members	Reinstate Members	Transfer Members	Total Member Added	Total Members Dropped	Gain/ Loss Members
2017-2018	3	2	1	236	109	64	1	410	386	24
2018-2019	2	11	-9	67	62	34	0	163	556	-393
2019-2020	7	0	7	180	190	33	2	405	161	244
2020-2021	5	7	-2	142	106	51	1	300	433	-133
2021-2022	8	8	0	262	199	27	1	489	349	140
<b>Average</b>	<b>5</b>	<b>6</b>	<b>-1</b>	<b>177</b>	<b>133</b>	<b>42</b>	<b>1</b>	<b>353</b>	<b>377</b>	<b>-24</b>



### Membership Composition June 2022 Cumulative



### Gender Composition June 2022 Cumulative

